



LED Outdoor Full Cutoff Dimmable Wall Packs

24 to 150 Watts, Replaces MH Lamps 100W to over 400 Watts – IP65 – 100 to 277VAC – 5000K



FEATURES

- 5 Year LEDtronics Warranty
- Sleek, Modern Design in Slim, Durable Die-cast Aluminum Housing
- ETL/cETL Listed, Title 24 Compliant
- Energy Savings of up to 75%
- Lumen Maintenance over 70% @ 50,000+ Hours
- Moistureproof: Suitable for Wet Locations
- Dimmable 0-10V, IESNA Type V Circular Beam
- High Lumen & Efficacy / Full Cutoff Beam
- Solid-State: High-Shock & Vibration Resistant
- Eco-Friendly, RoHS Compliant
- 3000~4500K White Colors Available
- LM79 & LED LM80 Reports Available

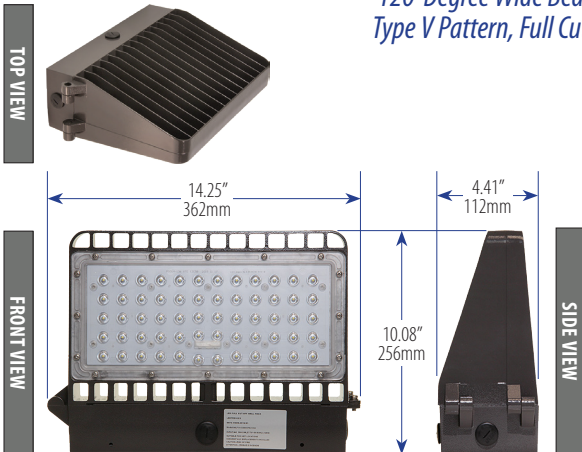


APPLICATIONS

- Perimeter Security Lighting
- Building Entrance Lighting
- Warehouses, Loading Platforms
- Landscape Lighting
- Walkways, Underpasses & Pathways
- Recreation Areas
- Architectural Wall Washing
- Signs & Billboards
- Parking Lot Lighting
- Emergency Exit Way Lighting



120-Degree Wide Beam,
Type V Pattern, Full Cutoff



Over 35 Years of LEDtronics Design,
Engineering & Manufacturing Experience

- WLP14-080W-XPW-105D-A (83 Watts, Replaces up to 250W Metal Halide)
- WLP14-100W-XPW-105D-A (93 Watts, Replaces up to 360W Metal Halide)
- WLP14-120W-XPW-105D-A (119 Watts, Replaces up to 400W Metal Halide)
- WLP14-150W-XPW-105D-A (153 Watts, Exceeds 400W Metal Halide)

	080W	100W	120W	150W
Input Power	83 Watts	93 Watts	119 Watts	153 Watts
Input Voltage	100~277VAC (Tested @ 120VAC)			
Input Current	0.68A	0.83A	1.00A	1.30A
Power Factor	0.95	0.92	0.94	0.92
Total Lumens	8403 lm	10784 lm	13286 lm	16724 lm
Efficacy	101 lm/W	116 lm/W	112 lm/W	110 lm/W
CRI	72			
Illumination Angle	120° Full Cutoff			
Emitted Color	Pure White			
Color Temperature	5000K			
Dimmability	0-10V			
Oper. Temperature	-40°F ~ +122°F / -40°C ~ +50°C			
Housing	Die-Cast Aluminum Alloy / Bronze			
Lens Material	Polycarbonate / Clear			
Protection Rating	IP65			
Dimensions (LxWxH)	14.25 x 10.08 x 4.41 inch / 362 x 256 x 112 mm			
Weight	10.80 lbs / 4.9 kg			

WWW.LEDTRONICS.COM

LOG 627 / Rev 01-2023

Check LEDTRONICS.COM for latest data. Printed material may be outdated.

LEDTRONICS[®]
America's Premium Brand LED Company™

23105 Kashiwa Court, Torrance, CA 90505
Phone: (800) 579.4875 / (310) 534.1505
Fax: (310) 534.1424
E-mail: info@ledtronics.com
Website: ledtronics.com

ISO 9001:2015 CERTIFIED by DNV

© 2019 LEDtronics, Inc.

To order LEDtronics products,
contact the Distributor or Sales Representative in your area.

Visit our website to find your local Distributor or Representative from our worldwide network:
LEDTRONICS.COM

LED Outdoor Full-Cutoff, Dimmable Wall Pack Flood Lights – 24 & 48 Watts




120-Degree Wide Beam



TOP VIEW

024W Uses 24 Watts, Replaces up to 100W MH
048W Uses 49 Watts, Replaces up to 125W MH



SIDE VIEW

FRONT VIEW

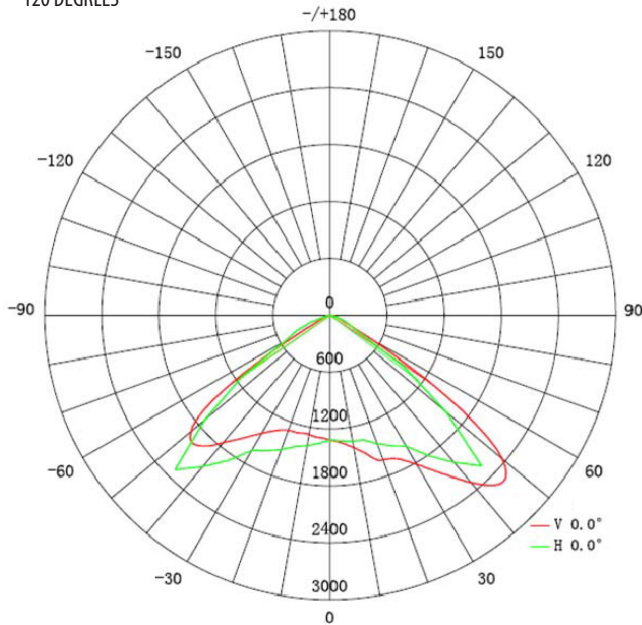


WLP12-024W-XPW-105D-A (24 Watts)
WLP12-048W-XPW-105D-A (48 Watts)

	024W	048W
Input Power	24 Watts	49 Watts
Input Voltage	100~277VAC (Tested @ 120VAC)	
Input Current	0.20A	0.40A
Power Factor	0.89	
Total Lumens	2739 lm	5098 lm
Efficacy	112 lm/W	104 lm/W
CRI	72	
Illumination Angle	120° Full Cutoff	
Emitted Color	Pure White	Pure White
Color Temperature	5000K	5000K
Dimmability	0-10V	
Oper. Temperature	-40°F ~+113°F / -40°C ~+45°C	
Housing	Die-Cast Aluminum Alloy / Bronze	
Lens Material	Polycarbonate / Clear	
Protection Rating	IP65	
Dimensions	L11.61 x W8.5 x H3.54 inch L295 x W216 x H90 mm	
Weight	5.5 lbs / 2.5 kg	

LUMINOUS INTENSITY DISTRIBUTION

TYPE V BEAM PATTERN
120 DEGREES



APPLICATIONS



LEDtronics LED Wall-Pack Luminaires Illuminate Outdoor Areas at Locations around the World

