



# LED Cooler/Freezer Linear Luminaires

UL Listed – IPX5 – 22 or 24 Watts – 5 or 6 ft – 100~277VAC – Striped Clear Lens – 5000K White



## FEATURES

- 5 Year LEDtronics Warranty
- Energy Savings of up to 75%
- Lumen Maintenance over 70% @ 50,000+ Hours
- IPX5 Rated for Wet Locations
- Instant Start in Cold Environments
- Even Lighting, No Buzzing, No Flickering
- Polycarbonate Clear Diffuser Lens – No Glass to Break
- Aluminum Body, Mountable Vertically or Horizontally
- UL/cUL Listed: E478809 (SYH-FL08-Xxx)
- No UV/IR Radiation, No RF Interference, No Toxic Mercury

## APPLICATIONS

- Coolers, Refrigerators
- Freezers, Cold Storage
- Multi-Deck Display Cases
- Grocery/Convenience Store Display Lighting
- Livestock Containment Buildings
- Food Processing Facilities

## AVAILABLE OPTIONS

- Other Tube Lengths: 2ft, 3ft, 4ft
- Other Color Temperatures



Over 30 Years of LEDtronics Design, Engineering & Manufacturing Experience

Interconnectable with up to 9 Other Lamps

Power Input to Single End

22-Watt LED Tube Replaces Fluorescents up to 45W, 24 Watts Replaces up to 50W

5 or 6 ft

Striped Clear Lens

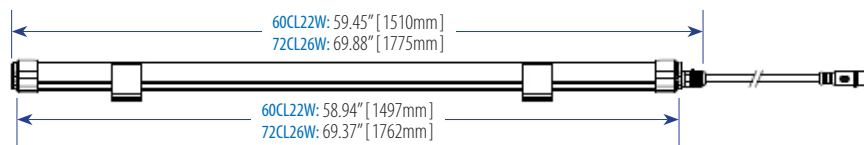


Power Cable, 3 Mounting Clips & 6 Phillips Self-tapping Screws Included

LED60CL-22W-XPW-101WC (5 ft)

LED72CL-26W-XPW-101WC (6 ft)

	60CL-22W	72CL-26W
Input Power	22 Watts	24 Watts
Input Voltage	100~277VAC (Tested @120VAC)	
Input Current	0.19A	0.21A
Total Lumens	2667 lm	2670 lm
Max. Candela	421 cd	408 cd
Power Factor	0.98	
Efficacy	120 lm/W	109 lm/W
CRI	>80	
Emitted Color	Pure White	
Color Temperature	5000K	
Illumination Angle	200°	
Oper. Temperature	-4°F to 104°F (-20°C to 40°C)	
Safety Rating	IPX5	
Heatsink	Aluminum Alloy / Silver Color	
Lens	Polycarbonate / Striped Clear	
Dimensions	59.45 x Ø1.02 in 1510 x Ø26 mm	69.88 x Ø1.02 in 1775 x Ø26 mm
Net Weight	1.24 lb / 561 g	1.45 lb / 658 g
Max. Lamp Connections	9 pcs	7 pcs



# LEDTRONICS®

America's Premium Brand LED Company™



23105 Kashiwa Court, Torrance, CA 90505

Phone: (800) 579.4875 / (310) 534.1505

Fax: (310) 534.1424

E-mail: [info@ledtronics.com](mailto:info@ledtronics.com)

Website: [ledtronics.com](http://ledtronics.com)



© 2016 LEDtronics, Inc.

To order LEDtronics products, contact the Distributor or Sales Representative in your area.

Visit our website to find your local Distributor or Representative from our worldwide network:

[LEDtronics.com](http://LEDtronics.com)

WWW.LEDTRONICS.COM

LOG 569 / Rev 11-2016

Check LEDTRONICS.COM for latest data. Printed material may be outdated.

## Important Safety Precautions


1. Installation to be performed by qualified service personnel only.
2. Installer must determine luminaire electrical rating matches the replacement lamp ratings.
3. This product is designed for freezers, coolers and refrigerator environments, as well as normal-temperature, under-counter uses within its working ambient temperatures. Do not expose to explosive gas environments.
4. Do not expose wiring to sheet metal edges or other sharp objects.

**PACKAGE INCLUDES:** Tube Light + 3 Mounting Clips + Power Cable

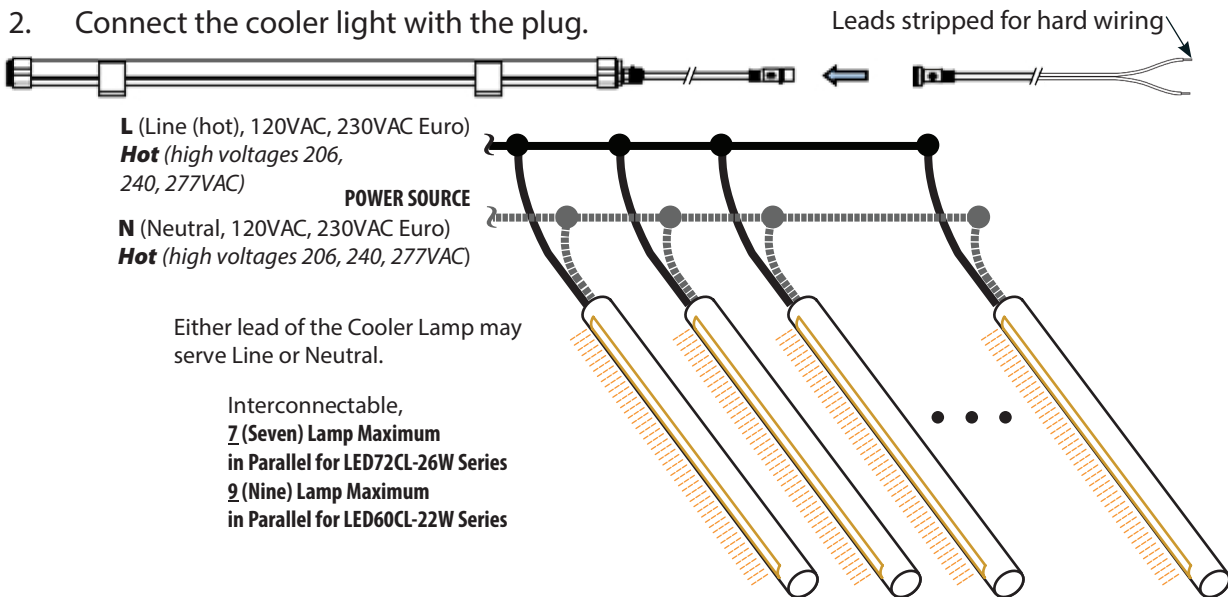
## Installation Instructions

### DANGER – RISK OF SHOCK: Disconnect Power Before Installation

1. Push the cooler light in the clips.



2. Connect the cooler light with the plug.



3. Fix the cooler light with screws on any side (vertical or horizontal) of the refrigerator.

