



LED 4" Downlight Luminaire, Dimmable

Only 12 Watts, Replaces CFLs up to 26W, Halogens up to 75 W – 120VAC – 90° Cutoff Beam



FEATURES

- 5 Year LEDtronics Warranty
- Direct Retrofit into Recessed 4" Aperture Housings
- Energy Savings of up to 80%
- Standard E26 Edison Screw Base Adapter or GU24 Base Custom Option
- Lumen Maintenance over 70% @ 40,000+ Hours
- Compatible w/ Most Triac Phase-Control Dimmers
- No UV/IR Radiation, No Toxic Mercury, RoHS Compliant
- UL/cUL Listed: E359138 (UP-DL32-4-12W)
- Energy Star Listed for Rebate and Tax Incentive Programs
- LM-79 & LED LM-80 Reports Available

APPLICATIONS

- Ceiling Installations for General Ambient Lighting in Homes, Offices & Public Facilities
- Retail Store Lighting
- Museums, Galleries, Showrooms
- Hotels, Hospitality Areas
- Hospitals, Clinics, Workrooms
- Corridors, Lobbies, Stairways



30 Years of LEDtronics Design, Engineering & Manufacturing Experience

RDL32-4-12W-XIW-101WD (Warm White)

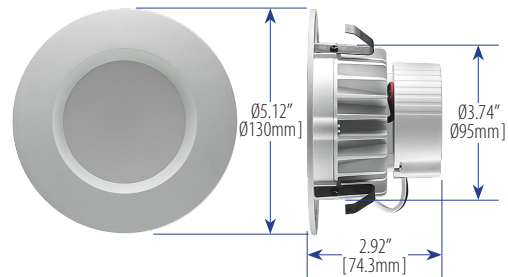
RDL32-4-12W-XWW-101WD (Natural White)

RDL32-4-12W-XPW-101WD (Pure White)

Emitted Color	Warm White	Natural White	Pure White
Color Temperature	3000K~3200K	4000K~4500K	5000K~5500K
Input Power	12 Watts		
Input Voltage	120VAC		
Max. Candela	415 cd	385 cd	450 cd
Total Lumens	910 lm	920 lm	980 lm
Efficacy	78 lm/W	80 lm/W	85 lm/W
CRI	83	83	82
Power Factor	0.94		
Viewing Angle	90°		
Housing	Aluminum / White Color		
Lens	Polycarbonate / Frosted White		
Oper. Temperature	14°F ~113°F / -10°C ~45°C		
Oper. Humidity	0-90%		
Protection Rating	IP20 (Indoor Use Only)		
Dimmability	8%-100%		
Dimensions	WØ5.12 x H2.92 inch / WØ130 x H74.3 mm		
Weight	0.83 lbs / 0.38 kg		



KIT INCLUDES:
 3 WIRE NUTS (for hard-wire installations)
 3 STRAIN RELIEF CLIPS



LEDTRONICS®

Creating the Future of LED Light Since 1983™

23105 Kashiwa Court, Torrance, CA 90505

Phone: (800) 579.4875 / (310) 534.1505

Fax: (310) 534.1424

E-mail: info@ledtronics.com

Website: ledtronics.com



© 2014 LEDtronics, Inc.

To order LEDtronics products, contact the Distributor or Sales Representative in your area.

Visit our website to find your local Distributor or Representative from our worldwide network:

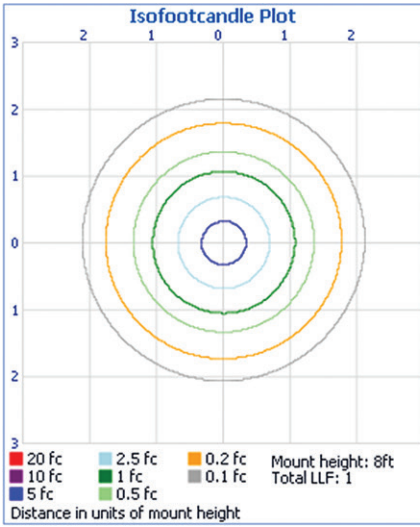
LEDTRONICS.COM

WWW.LEDTRONICS.COM

LOG 531 / Rev 08-2014

Check LEDTRONICS.COM for latest data. Printed material may be outdated.

RDL32-4-12W-XIW-101WD

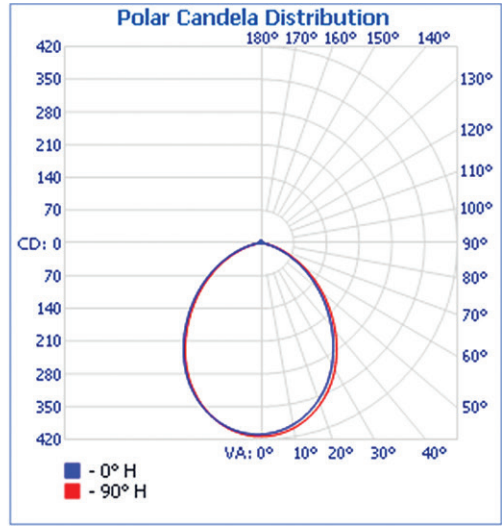


Filename: RDL32-4-12W-XIW-101WD
 Manufacturer: LEDTRONICS/UP-SHINE
 Luminaire: 4" RECESSED
 Lamp: RDL32-4-12W-XIW-101WD
 Lamp Output: 1 lamp(s), rated Lumens/lamp: 906.5
 Max Candela: 413.6 at Horizontal: 270°, Vertical: 2°
 Input Wattage: 12.1
 Luminous Opening: (L: 0.43ft, W: 0.43ft, H: 0.18ft)
 Test: 1
 Test Date: 2014-06-10
 Test Lab: EVERFINE
 Photometry: Type C
 CIE Class: Direct
 Cutoff Class: Cutoff
 Nema Type: 7 X 7

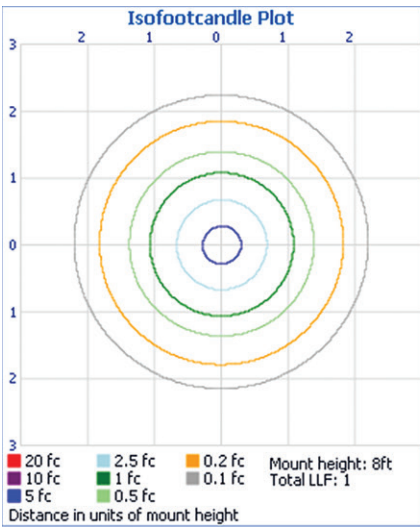
Illuminance at a Distance

	Center Beam FC	Beam Width
1.3R	230.04 fc	2.7ft 2.7ft
2.7R	57.51 fc	5.4ft 5.5ft
4.0R	25.56 fc	8.1ft 8.2ft
5.3R	14.38 fc	10.8ft 11.0ft
6.7R	9.20 fc	13.5ft 13.7ft
8.0R	6.39 fc	16.3ft 16.5ft

Vert. Spread: 90.9° Horiz. Spread: 91.6°



RDL32-4-12W-XWW-101WD

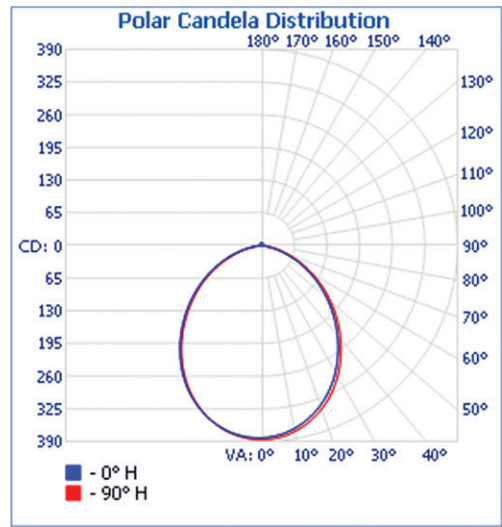


Manufacturer: LEDTRONICS/UP-SHINE
 Luminaire: 4" RECESSED
 Lamp: RDL32-4-12W-XWW-101WD
 Lamp Output: 1 lamp(s), rated Lumens/lamp: 922.3
 Max Candela: 386.2 at Horizontal: 90°, Vertical: 0°
 Input Wattage: 12.2
 Luminous Opening: (L: 0.43ft, W: 0.43ft, H: 0.18ft)
 Test: 1

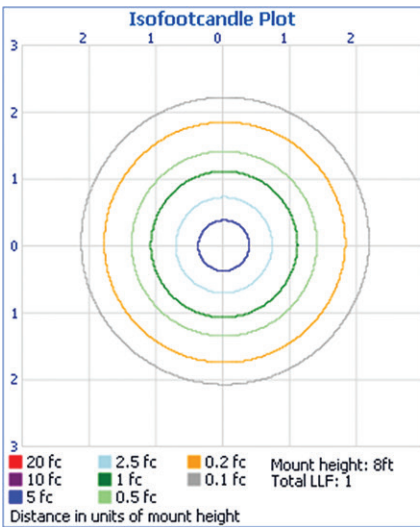
Illuminance at a Distance

	Center Beam FC	Beam Width
1.3R	215.18 fc	3.0ft 3.0ft
2.7R	53.79 fc	6.0ft 6.1ft
4.0R	23.91 fc	9.0ft 9.1ft
5.3R	13.45 fc	12.0ft 12.1ft
6.7R	8.61 fc	15.0ft 15.1ft
8.0R	5.98 fc	18.0ft 18.2ft

Vert. Spread: 96.6° Horiz. Spread: 97.2°



RDL32-4-12W-XPW-101WD



Manufacturer: LEDTRONICS/UP-SHINE
 Luminaire: 4" RECESSED
 Lamp: RDL32-4-12W-XPW-101WD
 Lamp Output: 1 lamp(s), rated Lumens/lamp: 979.3
 Max Candela: 448.6 at Horizontal: 90°, Vertical: 1°
 Input Wattage: 12.6
 Luminous Opening: (L: 0.43ft, W: 0.43ft, H: 0.18ft)
 Test: 1

Illuminance at a Distance

	Center Beam FC	Beam Width
1.3R	248.77 fc	2.7ft 2.7ft
2.7R	62.19 fc	5.4ft 5.5ft
4.0R	27.64 fc	8.1ft 8.2ft
5.3R	15.55 fc	10.8ft 10.9ft
6.7R	9.95 fc	13.5ft 13.7ft
8.0R	6.91 fc	16.2ft 16.4ft

Vert. Spread: 90.6° Horiz. Spread: 91.4°

