



# LED CFL Replacement Lamp, UL Recognized

Only 10 Watts, Replaces CFL up to 32W – 100 to 277VAC – Adjustable Base



## FEATURES

- 4 Year LEDtronics Warranty
- Direct Replacement with Simple Ballast Bypass
- Energy Savings of up to 70% over CFLs
- Lumen Maintenance over 70% @ 50,000+ Hrs
- Frosted Lens / No Glass / No Mercury / No Lead
- No UV / No IR / No RF Interference / No Heat
- High Color Rendering Index >80 CRI
- 4 Pin / G24Q Base
- 324° Pivot Adjusting Base (@18° notches) to Change Light Direction
- Option: Other Color Temperatures Available for Volume Quantities

## APPLICATIONS

- Ideal for Ceiling Can Lights in Commercial Buildings
- Down Lights in Offices, Shops, Stores & Homes
- Wall Sconces & Lanterns
- Step Lighting
- Display Lighting

30 Years of LEDtronics Design, Engineering & Manufacturing Experience




G24Q Base  
4 Pin

CFL Replacement  
up to 32 Watts



LEDG24QU-11W-XHW-001AW-UL (Halogen White)  
LEDG24QU-11W-XWW-001AW-UL (Natural White)

	HALOGEN WHITE	NATURAL WHITE
<b>Color Temperature</b>	2700K~3200K	4000K~5000K
<b>Input Voltage</b>	100~277 VAC (Tested @ 120VAC)	
<b>Input Power</b>	10 Watts	
<b>Total Lumens</b>	835 lm	880 lm
<b>Efficacy</b>	83 lm/W	88 lm/W
<b>Max. Candela</b>	222 cd	243 cd
<b>Power Factor</b>	0.92	0.93
<b>Beam Angle</b>	115° x 139°	111° x 135°
<b>CRI</b>	>80	
<b>Lens</b>	Frosted White	
<b>Base Style</b>	G24Q 4-Pin Universal	
<b>Protection Rating</b>	IP63	
<b>Heatsink</b>	Aeronautical Aluminum #6063 / Silver	
<b>Operating Temp.</b>	-13°F ~+104°F / -25°C ~+40°C	
<b>Dimensions</b>	L 6.53 x W 1.59 x H 1.79 inch L 166.0 x W 40.5 x H 45.5 mm	
<b>Weight</b>	0.46 lbs / 7.36 oz / 208.6 g	



One power line is applied to each side of the plug to either of the pins on each side.



## LEDTRONICS®

Creating the Future of LED Light Since 1983™



© 2014 LEDtronics, Inc.



23105 Kashiwa Court, Torrance, CA 90505  
Phone: (800) 579.4875 / (310) 534.1505  
Fax: (310) 534.1424  
E-mail: info@ledtronics.com  
Website: ledtronics.com

To order LEDtronics products,  
contact the Distributor or Sales Representative in your area.

Visit our website to find your local Distributor or Representative  
from our worldwide network:

**LEDTRONICS.COM**

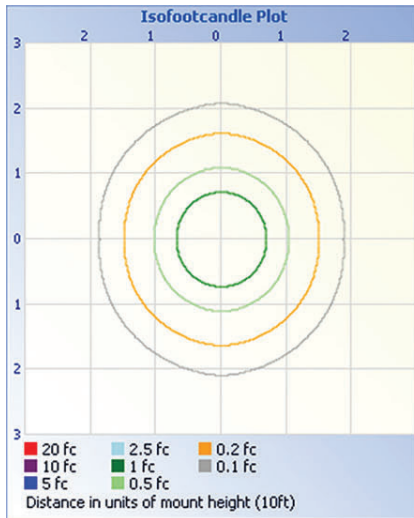
WWW.LEDTRONICS.COM

LOG 499 / Rev 03-2014

Check LEDTRONICS.COM for latest data.  
Printed material may be outdated.

**PHOTOMETRIC REPORT:**

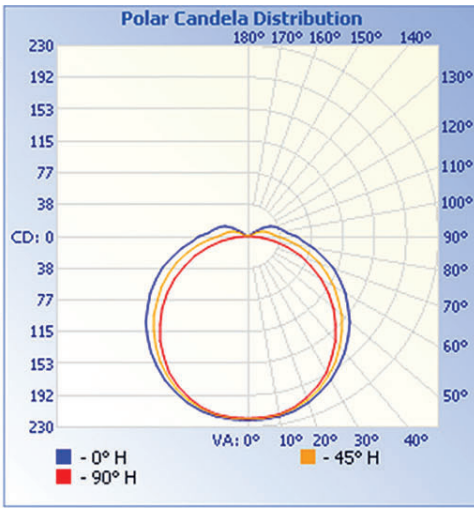
**LEDG24QU-11W-XHW-001AW-UL**



**Filename:** LEDG24QU-11W-XHW-001AW-UL  
**Manufacturer:** LEDTRONICS -  
**Luminaire:** FROSTED LENS, 120VAC, 10W, G24-4Pins  
**Luminaire Cat:** LEDG24QU-11W-XHW-001AW-UL  
**Lamp:** . LUMEN RATING: 834.8Lms.  
**Lamp Output:** 1 lamp, rated Lumens/lamp: 834.8  
**Max Candela:** 221.7 at Horizontal: 0°, Vertical: 0°  
**Luminous Opening:** Point  
**Test:** 01-22-14  
**Photometry:** Type C  
**CIE Class:** Direct  
**Cutoff Class:** Noncutoff  
**Nema Type:** 7 X 7

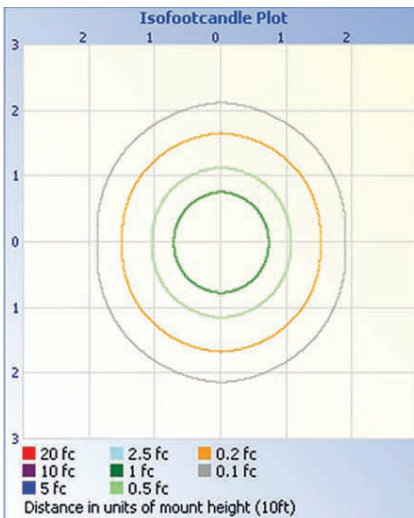
Center Beam fc	Illuminance at a Distance	
	Beam Width	Beam Width
2.0ft	55.4 fc	10.7 ft 6.2 ft
4.0ft	13.9 fc	21.4 ft 12.5 ft
6.0ft	6.2 fc	32.0 ft 18.7 ft
8.0ft	3.5 fc	42.7 ft 25.0 ft
10.0ft	2.2 fc	53.4 ft 31.2 ft

Vert. Spread: 138.9° Horiz. Spread: 114.7°



**PHOTOMETRIC REPORT:**

**LEDG24QU-11W-XWW-001AW-UL**



**Filename:** LEDG24QU-11W-XWW-001AW-UL  
**Manufacturer:** LEDTRONICS -  
**Luminaire:** FROSTED LENS, 120VAC, 10W, G24-4Pins  
**Luminaire Cat:** LEDG24QU-11W-XWW-001AW-UL  
**Lamp:** . LUMEN RATING: 879.5Lms.  
**Lamp Output:** 1 lamp, rated Lumens/lamp: 879.5  
**Max Candela:** 242.5 at Horizontal: 0°, Vertical: 0°  
**Luminous Opening:** Point  
**Test:** 01-23-14  
**Photometry:** Type C  
**CIE Class:** Direct  
**Cutoff Class:** Noncutoff  
**Nema Type:** 7 X 7

Center Beam fc	Illuminance at a Distance	
	Beam Width	Beam Width
2.0ft	60.6 fc	9.8 ft 5.8 ft
4.0ft	15.2 fc	19.5 ft 11.6 ft
6.0ft	6.7 fc	29.3 ft 17.4 ft
8.0ft	3.8 fc	39.0 ft 23.2 ft
10.0ft	2.4 fc	48.8 ft 29.0 ft

Vert. Spread: 135.4° Horiz. Spread: 110.7°

