



LED Indoor/Outdoor Canopy Light, Flat Lens

Choice of 49 Watts – Replaces HID Lamps up to 250W, or 89 Watts – Replaces HID up to 400W



FEATURES

- 5 Year LEDtronics Warranty
- Energy Savings of up to 75%
- Wide Voltage Range: 100~277VAC
- Suitable for Damp Locations
- Input Power Surge Protection
- Electronic Instant-On Light – No Delay in Re-Strike
- Solid-State: High Shock & High Vibration Resistant
- Rugged, Die-Cast Aluminum Housing
- Quick Mounting: Simple, 4-Fastener
- LM79 & LED LM80 Test Reports on File
- ETL/cETL & DLC Listed, RoHS Compliant
- Made in the USA from Imported Parts

APPLICATIONS


- Gas Stations
- Manufacturing, Factory Floors
- Warehouses, Loading Docks
- Parking Areas
- Entrances, Walkways, Underpasses
- Recreation Areas

Over 30 Years of LEDtronics Design, Engineering & Manufacturing Experience



Die-Cast Aluminum Housing, White

Clear Polycarbonate
FLAT LENS



SLL021-50W-XPW-003

SLL021-85W-XPW-003

	50W	85W
Input Power (@120VAC)	49 Watts	89 Watts
Input Voltage	100VAC~277VAC	(Tested @120VAC)
Power Factor	0.99	
Efficacy	111 lm/W	111 lm/W
Max. Candela	1902 cd	3469 cd
Total Lumens	5464 lm	9948 lm
CRI	89	87
Emitted Color	Pure White	
Color Temperature	5000K~5700K	
Illumination Angle	114°	
Oper. Temperature	~-40°F to ~+122°F [~-40°C to ~+50°C]	
Protection Rating	IP65	
LED Type	LM80	
Heatsink	Die-Cast Aluminum / White	
Lens	Polycarbonate / Clear	
Dimensions	W 12.5 x H 4.4 inch / W 317 x H 112 mm	
Net Weight	8.5 lbs / 3.85 kg	



LEDTRONICS®

America's Premium Brand LED Company™



© 2016 LEDtronics, Inc.

23105 Kashiwa Court, Torrance, CA 90505
Phone: (800) 579.4875 / (310) 534.1505

Fax: (310) 534.1424

E-mail: info@ledtronics.com

Website: ledtronics.com



ARRA
Compliant



Made in USA
from Imported
Parts

To order LEDtronics products,
contact the Distributor or Sales Representative in your area.

Visit our website to find your local Distributor or Representative
from our worldwide network:

LEDtronics.com

www.LEDTRONICS.COM

LOC 494 / Rev 08-2014

Check LEDTRONICS.COM for latest data.
Printed material may be outdated.

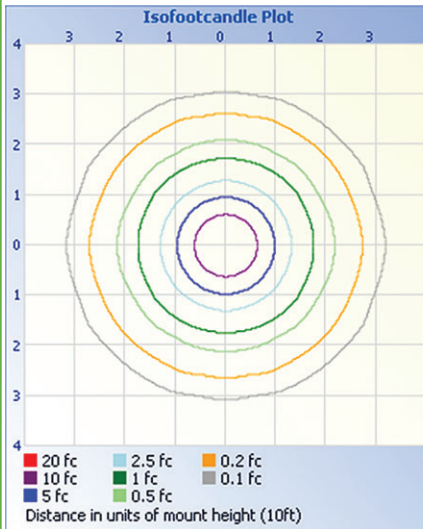
LED Indoor/Outdoor Canopy Light, Flat Lens

2

WWW.LEDTRONICS.COM

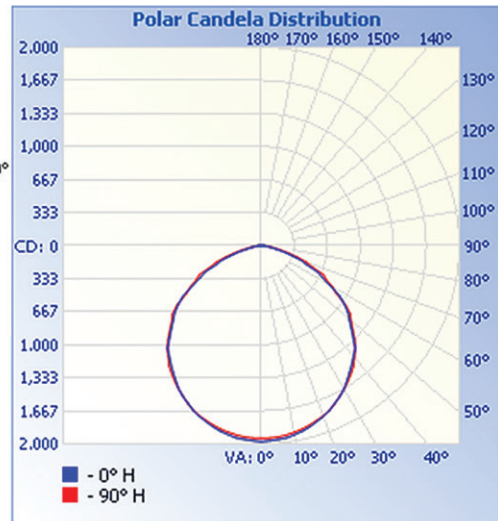
PHOTOMETRIC REPORT:

SLL021-50W-XPW-003



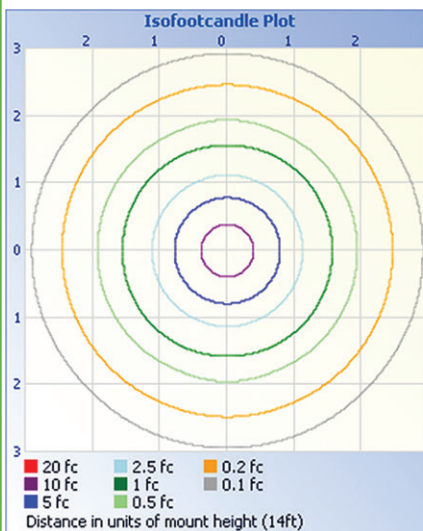
Filename: SLL021-50W-XPW-003
 Manufacturer: LEDTRONICS
 Luminaire: CLEAR FLAT LENS 120VAC, 48.2W
 Luminaire Cat: SLL021-50W-XPW-003
 Lamp: LUMEN RATING: 5444.0Lms.
 Lamp Output: 1 lamp, rated Lumens/lamp: 5444
 Max Candela: 1,977.0 at Horizontal: 0°, Vertical: 0°
 Luminous Opening: Point
 Test: 4-7-2014
 Photometry: Type C
 CIE Class: Direct
 Cutoff Class: Cutoff
 Nema Type: 7 X 7

Illuminance at a Distance		
Center Beam fc	Beam Width	
2.0ft	494.3 fc	5.9 ft 5.9 ft
4.0ft	123.6 fc	11.8 ft 11.8 ft
6.0ft	54.9 fc	17.7 ft 17.7 ft
8.0ft	30.9 fc	23.7 ft 23.6 ft
10.0ft	19.8 fc	29.6 ft 29.5 ft
Vert. Spread: 111.9° Horiz. Spread: 111.8°		



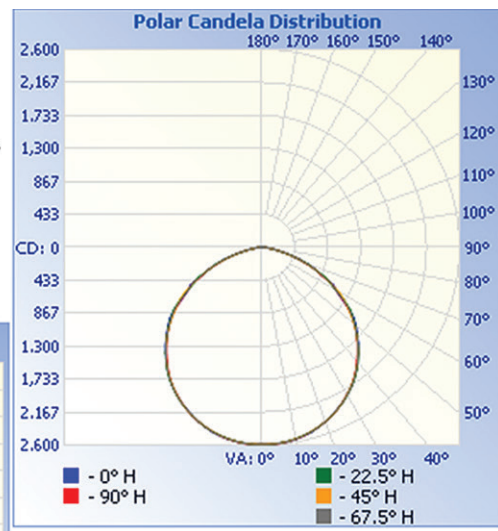
PHOTOMETRIC REPORT:

SLL021-85W-XPW-003



Filename: SLL021-85W-XPW-003
 Manufacturer: LEDtronics Inc.
 Luminaire: Fuel Pump Canopy Luminaire
 Luminaire Cat: SLL021-85W-XPW-003
 Lamp: LED, LUMINAIRE OUTPUT = 7460 LMS
 Lamp Output: 1 lamp, total luminaire Lumens: 7436.4
 Max Candela: 2,591.7 at Horizontal: 22.5°, Vertical: 2.5°
 Input Wattage: 86.9
 Luminous Opening: Rectangle (L: 12", W: 12")
 Test Lab: Intertek
 Photometry: Type C
 CIE Class: Direct
 Cutoff Class: Cutoff
 Nema Type: 7 X 7

Illuminance at a Distance		
Center Beam fc	Beam Width	
2.0ft	647.6 fc	6.1 ft 6.0 ft
4.0ft	161.9 fc	12.2 ft 12.0 ft
6.0ft	72.0 fc	18.3 ft 18.1 ft
8.0ft	40.5 fc	24.4 ft 24.1 ft
10.0ft	25.9 fc	30.5 ft 30.1 ft
12.0ft	18.0 fc	36.6 ft 36.1 ft
14.0ft	13.2 fc	42.7 ft 42.2 ft
Vert. Spread: 113.5° Horiz. Spread: 112.8°		



106 494