



LED T5 Tube Lights, 4 ft, 90~132VAC

Only 18 Watts – 120° Wide Beam – 4400K Natural White – 2 Pin / G5 Base



FEATURES

- 3 Year LEDtronics Warranty
- Direct Retrofit into 4-Ft 2-Pin, In-line T5 Fluorescent Tube Fixtures
- Energy Savings of up to 50%
- Lumen Maintenance over 70% @ 50,000+ Hrs
- Solid State: High Shock & Vibration Resistant
- Even Lighting, No Buzzing, No Flickering
- No UV/IR Radiation, No RF Interference
- RoHS Compliant – No Toxic Mercury

APPLICATIONS


- Office Lighting
- Production Area Lighting
- Warehouse Lighting
- Retail Store Display Lighting
- Undercabinet Lighting

Over 30 Years of LEDtronics Design, Engineering & Manufacturing Experience



LED48T5SM-XWW-101W (Clear)
LED48T5SM-XWW-101WF (Frosted)

| | CLEAR | FROSTED |
|------------------------------------|--|-------------|
| Input Power | 16 Watts | 18 Watts |
| Input Voltage | 90~132VAC (Tested @ 120VAC) | |
| Input Current | 0.145A | 0.157A |
| Total Lumens | 1950 lm | 1705 lm |
| Max. Candela | 705 cd | 487 cd |
| Power Factor | 0.94 | 0.94 |
| Efficacy | 119 lm/W | 96 lm/W |
| CRI | 80 | |
| Emitted Color | Natural White | |
| Color Temperature | 4460K | 4350K |
| Illumination Angle | 124° x 108° | 114° x 125° |
| Oper. Temperature | -13°F ~ +113°F / -25°C ~ +45°C | |
| Tube & End Cap Material | Aluminum / Silver Color | |
| Lens Material | Polycarbonate | |
| Dimensions | L 45.80 x W Ø0.625 inch L1163 x W Ø15.88 mm | |
| Net Weight | 0.42 lbs / 6.7 oz / 190 g | |



LEDTRONICS®

Creating the Future of LED Light Since 1983™



23105 Kashiwa Court, Torrance, CA 90505

Phone: (800) 579.4875 / (310) 534.1505

Fax: (310) 534.1424

E-mail: info@ledtronics.com

Website: ledtronics.com



© 2016 LEDtronics, Inc.

To order LEDtronics products, contact the Distributor or Sales Representative in your area.

Visit our website to find your local Distributor or Representative from our worldwide network:

LEDTRONICS.COM

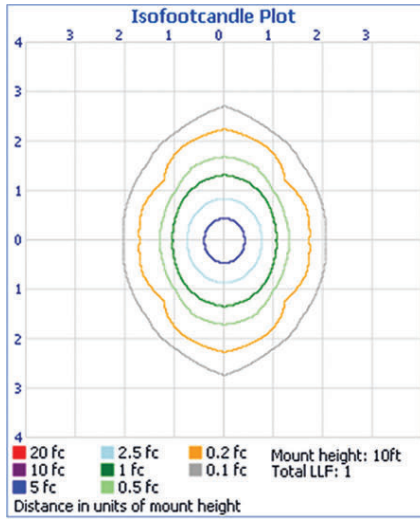
WWW.LEDTRONICS.COM

LOG 485 / Rev 05-2016

Check LEDTRONICS.COM for latest data. Printed material may be outdated.

PHOTOMETRIC REPORTS:

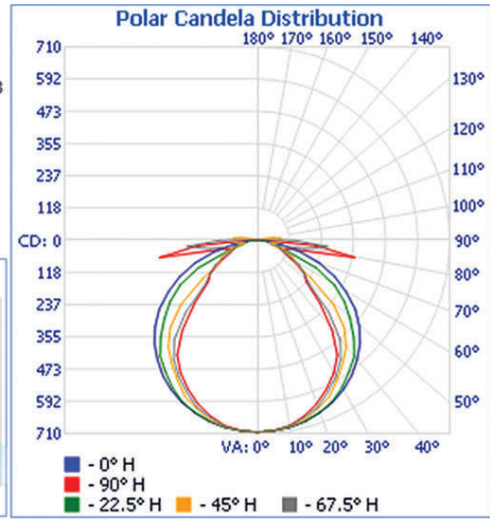
LED48T5SM-XWW-101W



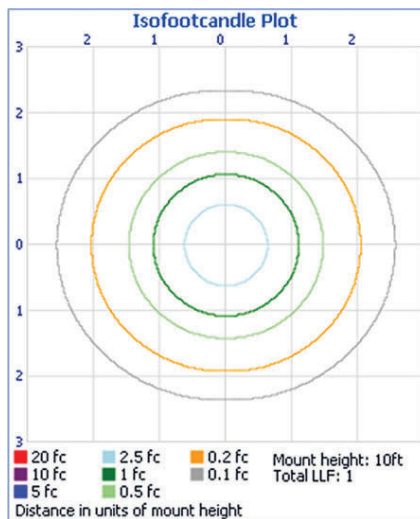
Filename: LED48T5SM-XWW-101W
 Manufacturer: LEDTRONICS
 Luminaire: CLEAR LENS, 16.4W, 120VAC
 Lamp Output: 1 lamp(s), rated Lumens/lamp: 1950.3
 Max Candela: 704.7 at Horizontal: 45°, Vertical: 0°
 Luminous Opening: Point
 Test: 5-5-16
 Photometry: Type C
 CIE Class: Direct
 Cutoff Class: Noncutoff
 Nema Type: 7 X 7

| | Illuminance at a Distance | |
|-------|---------------------------|---------------|
| | Center Beam FC | Beam Width |
| 1.7R | 253.40 fc | 6.3ft 3.2ft |
| 3.3R | 63.35 fc | 12.6ft 6.4ft |
| 5.0R | 28.16 fc | 18.9ft 9.6ft |
| 6.7R | 15.84 fc | 25.2ft 12.8ft |
| 8.3R | 10.14 fc | 31.5ft 16.0ft |
| 10.0R | 7.04 fc | 37.8ft 19.1ft |

Vert. Spread: 124.2° Horiz. Spread: 87.5°



LED48T5SM-XWW-101WF



Filename: LED48T5SM-XWW-101WF
 Manufacturer: LEDTRONICS
 Luminaire: FROSTED LENS, 17.7W, 120VAC
 Lamp Output: 1 lamp(s), rated Lumens/lamp: 1705
 Max Candela: 486.9 at Horizontal: 90°, Vertical: 0°
 Luminous Opening: Point
 Test: 5-10-16
 Photometry: Type C
 CIE Class: Direct
 Cutoff Class: Noncutoff

| | Illuminance at a Distance | |
|-------|---------------------------|---------------|
| | Center Beam FC | Beam Width |
| 1.7R | 174.96 fc | 5.1ft 6.4ft |
| 3.3R | 43.74 fc | 10.2ft 12.7ft |
| 5.0R | 19.44 fc | 15.4ft 19.1ft |
| 6.7R | 10.94 fc | 20.5ft 25.5ft |
| 8.3R | 7.00 fc | 25.6ft 31.9ft |
| 10.0R | 4.86 fc | 30.7ft 38.2ft |

Vert. Spread: 113.9° Horiz. Spread: 124.8°

