



# LED T8 4-ft T-Bar Parabolic Louver Light Fixture

LEDGPA520-3-4LR-S18



For 3 T8 Bi-Pin 48" Lamps — Aluminum w/Silver Finish — Premium-Grade for LED T8 Light Tube(s) — ETL Listed

## FEATURES

- **Fixture Warranty:** 2 Years
- **Housing:** 22-Gauge, Cold-Rolled Steel with Baked White Polyester Finish – 86% Minimum Reflectance
- **Parabolic Louver:** Full 3-inch Deep, 18-Cell / Aluminum with Semi-Specular Low-Iridescent Silver Finish
- **Latch:** T-Hinge & Spring-Loaded
- Heavy-Duty On/Off Safety Switch
- **Safety Assurance:** ETL Listed / Conforms to UL Standard 1598 - SUB 8750
- **Environment-Friendly:** RoHS Compliant

## SAFETY SWITCH



- Easily accessible on exterior of wire way
- Allows safe entry to wire way channel where power connector can be disconnected for maintenance to fixture
- Allows individual fixture to be switched ON/OFF during re-lamping or Maintenance
- Prevents damage to lamp and electrical shock during lamping and re-lamping

## SPECIFICATIONS

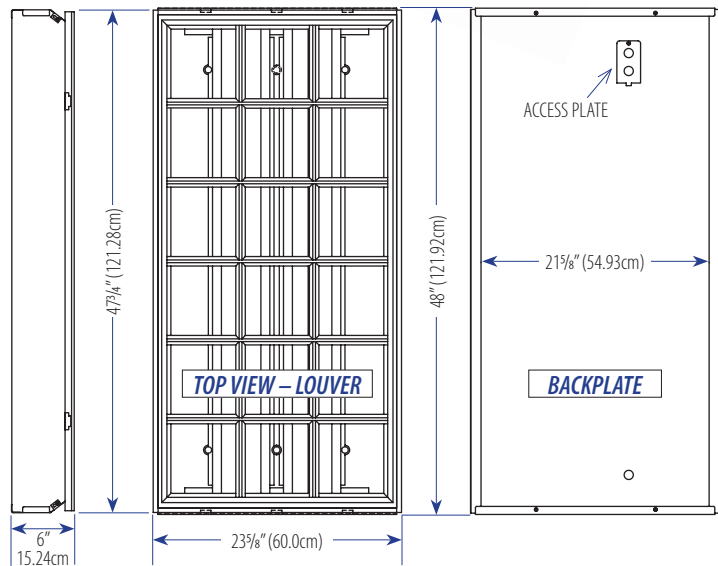
SPECIFICATIONS SUBJECT TO CHANGE WITHOUT NOTICE

<b>PART NUMBER</b>	LEDGPA520-3-4LR-S18
<b>Type</b>	3-Lamp recessed mounted luminaire accommodates deep-cell aluminum parabolic louvers and other diffusing media. <i>For installation in inverted T-Bar ceilings.</i>
<b>Diffusing Media</b>	Deep-cell aluminum parabolic louvers – 3" min. depth. Semi-specular low-iridescent silver finish standard.
<b>Construction</b>	22-gauge cold-rolled steel housing with 18ga end plates - <i>Spot welded seams and corners</i>
<b>Finish</b>	Baked white polyester finish / Minimum Reflectance: 86%
<b>Lamp Type</b>	Operates T8 LED light tube(s) only, self-driven
<b>Labels</b>	ETL-Listed / Conforms to UL Standard 1598-SUB8750
<b>Wiring</b>	Both black and white leads connected to the same end Hot A.C. Line — Black Common — White
<b>Weight</b>	27.5 lbs / 440 oz / 12.47 kg — <i>without tubes</i>

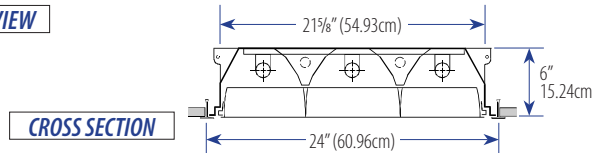
ONLY FIXTURE IS SOLD —  
4-ft. LED T8 LAMPS SOLD SEPARATELY.



For Indoor, Dry Locations.  
Never Install Fluorescent Tubes in This Fixture.



FRONT VIEW



CROSS SECTION

AVAILABLE FOR THE LUMINAIRE FIXTURES (NOT INCLUDED)

**White LED T8 Tubelight / 4 Ft**  
Series LED48T8SM



Long-Life,  
Energy-Efficient Drop-In  
Fluorescent Replacement  
Tubes in 2-Pin/G13 Base

Clear Lens – 3000K or 4100K or 5200K White  
Consumes 18 Watts – Premium SMD LEDs – Operates on 90-to-290VAC



**LEDTRONICS**®  
Creating the Future of LED Light Since 1983™

© 2013 LEDtronics, Inc.



23105 Kashiwa Court, Torrance, CA 90505  
Phone: (800) 579.4875 / (310) 534.1505  
Fax: (310) 534.1424  
E-mail: info@ledtronics.com  
Website: ledtronics.com

www.LEDtronics.com

LOG 436 / Rev 08-2013

Check LEDTRONICS.COM for latest data.  
Printed material may be outdated.

**PHOTOMETRIC REPORT**

## LED T8 4-ft T-Bar Parabolic Louver Light Fixture

**LEDGPA520-3-4LR-S18**

**Filename: LEDGPA520-3-4LR-S18 w. 3 LED48T85M-192X2-XPW-001WA**

Manufacturer: LEDTRONICS -

Luminaire: NO LENS, 54.9W, 120VAC

Luminaire Cat: LEDGPA520-3-4LR-S18 w.3 LED48T85M-192X2-XPW-001WA

Lamp: . LUMEN RATING: 3865.2Lms.

Lamp Output: 1 lamp(s), rated Lumens/lamp: 3865.2

Max Candela: 2,332.0 at Horizontal: 90°, Vertical: 35°

Luminous Opening: Point

Test: 4-22-13

Photometry : Type C

CIE Class: Direct

Cutoff Class: Full Cutoff

Nema Type: 6 X 6

### Zonal Lumen Summary

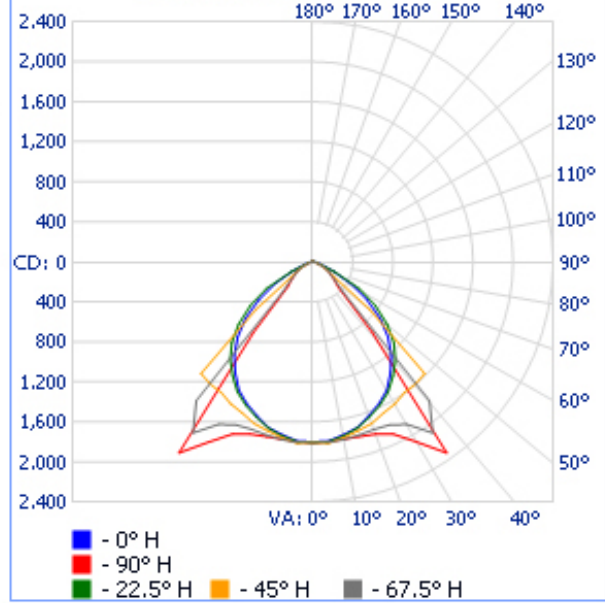
Zone	Lumens	% Lamp	% Luminaire
0-30	1,456.0	37.7%	37.7%
0-40	2,489.2	64.4%	64.4%
0-60	3,649.7	94.4%	94.4%
60-90	215.5	5.6%	5.6%
70-100	51.6	1.3%	1.3%
90-120	0	0%	0%
0-90	3,865.2	100%	100%
90-180	0	0%	0%
0-180	3,865.2	100%	100%

### Illuminance at a Distance

	Center Beam FC	Beam Width	
1.3R	<b>1,012.50 fc</b>	<b>1.5ft</b>	<b>2.2ft</b>
2.7R	<b>253.13 fc</b>	<b>2.9ft</b>	<b>4.3ft</b>
4.0R	<b>112.50 fc</b>	<b>4.4ft</b>	<b>6.5ft</b>
5.3R	<b>63.28 fc</b>	<b>5.9ft</b>	<b>8.7ft</b>
6.7R	<b>40.50 fc</b>	<b>7.3ft</b>	<b>10.9ft</b>
8.0R	<b>28.13 fc</b>	<b>8.8ft</b>	<b>13.0ft</b>

■ Vert. Spread: 57.6°    ■ Horiz. Spread: 78.3°

### Polar Candela Distribution



### Isofootcandle Plot

