



LED Pole-Mount Luminaires / 10-30VDC Slim-Line Shoebox

SLL003-x00-TPW-014M3



Eco-Friendly Metal Halide Alternative for Solar-Powered Area Lighting Applications

400 Model Uses Only 19 Watts of Power – Replaces Metal Halides up to 70 Watts – Up to 73% Energy Savings
800 Model Uses Only 54 Watts of Power – Replaces Metal Halides up to 150 Watts – Up to 64% Energy Savings

FEATURES

- **Warranty:** 5 Years
- **Very Low Power Consumption** of 19 (400) and 54 (800) Watts
- **Green-Ready:** 10-to-30VDC Models for Alternative-Energy-Powered Applications
- **Solid-State:** High-Shock & High-Vibration-Resistant
- **Long Life:** White LEDs Last for up to 50,000 Hours
- **Mounts on Industry-Standard Lamp Posts**
- **Slimmer & Lighter:** Less than 3.0 inches Thick – Weighs Only 18.65 lbs, Compared to 39-42 lb Conventional Lighting
- **Industry-Compliant:** Conforms to IESNA Standards
- **Wide Ambient Oper. Temp. Range:** ~-22°F to ~+122°F

APPLICATIONS

Ready for Solar-Powered Applications:

- Roadway Lighting
- Sidewalks / Pathways
- Security Lighting

Slim-Line LEDtronics Street Light Illuminates Aborigine Reservation on Canadian Scugog Island



Ideal for Use with Alternate or Renewable Energy Resources – Solar & Wind Power

SPECIFICATIONS

SPECIFICATIONS SUBJECT TO CHANGE WITHOUT NOTICE

PART NO.	SLL003-x00-TPW-014M3
Emitted Color	Pure White
Color Temperature	4800K~5200K
Beam Pattern	Type III Asymmetric
Viewing Angle	~40°x80° [Full Beam Width @ 50% Intensity]
CRI	75
Input Voltage	10-30 VDC [Tested @ 14VDC]
Ambient Operating Temp.	~-22°F to ~+122°F (~-30°C to ~+50°C)
Dimensions	L24.0 in x W18.0 in x D2.25 in
Weight	18.65 lbs / 8.46 kg

PART NUMBER	INPUT CURRENT	ENERGY USED	EFFICACY	TOTAL LUMENS	MAXIMUM CANDELA
SLL003-400-TPW-014M3	-	~19 Watts	est. 89 lm/W	~1,688 lm	~2,280 cd
SLL003-800-TPW-014M3	3850mA	53.7 Watts	81 lm/W	4,351 lm	3,582 cd



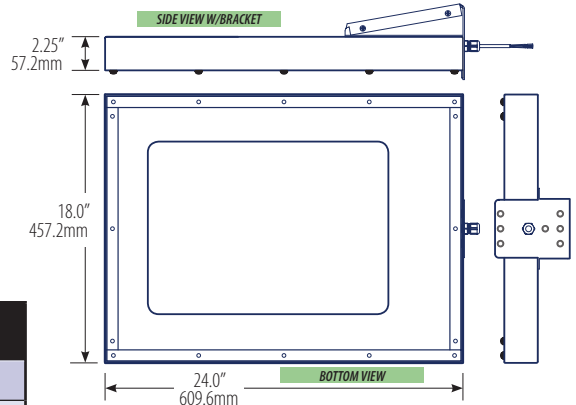
MATERIALS / CONSTRUCTION

- **Housing:** Made from aluminum construction with all stainless steel hardware, with an electrocoat-painted finish.
- **Lens:** Made from clear high-impact-strength polycarbonate, UV stabilized to prevent fading and yellowing. Lens is sealed with a neoprene gasket to protect all internal components from any moisture.
- **Fixture:** Intended for indoor or outdoor use and designed to protect against windblown dust, rain, splashing and direct hose "washdowns."

CUSTOM OPTIONS

[For qualified applications & large-quantity OEM orders]

- **Other Voltages** available: 120VAC, 230VAC
- **Other White LED Color Temperatures:** Cool White, Warm White available
- **Narrow Beam or Wider Angles** available
- **Other Light Fixture Shapes** available
- **Other Mounts:** Flush Ceiling or Wall Mount available



BENEFITS

- **Major Energy Savings:** Up to 70% Compared to Metal Halides
- **Low Maintenance:** Lowers Costs by Reducing Re-lamp Frequency
- **Environment-Friendly:** No Mercury Content, No Lead
- **No Hazardous Emissions:** No UV or IR Radiation – Does Not Attract Insects; No RF Interference
- **Reduces Light Pollution:** No Wasted Light, "Dark Skies Initiative"-Friendly
- **Enhances Vision:** Better Optical Acuity, Little or No Disability Glare Compared with High Glare from HID Lamps
- **Even Lighting:** High Intensity / No Halation
- **Instant Light:** No Delay in Re-Strike or Startup Time
- **Cool Operation:** Doesn't Get Hot to the Touch



LED Pole-Mount Area Luminaires / 10-30VDC Slim-Line Shoebox

SLL003-x00-TPW-014M3

Luminaire Photometric Report

Filename: SLL003-800-TPW-014M3

Manufacturer: LEDTRONICS -

Luminaire: CLEAR LENS, 14VDC, 53.7W

Luminaire Cat: SLL003-800-TPW-014M3

Lamp: . LUMEN RATING: 4350.5Lms.

Lamp Output: 1 lamp(s), rated lamp lumens: 4350.5

Max Candela: 3,582.0 at Horizontal: 90, Vertical: 10

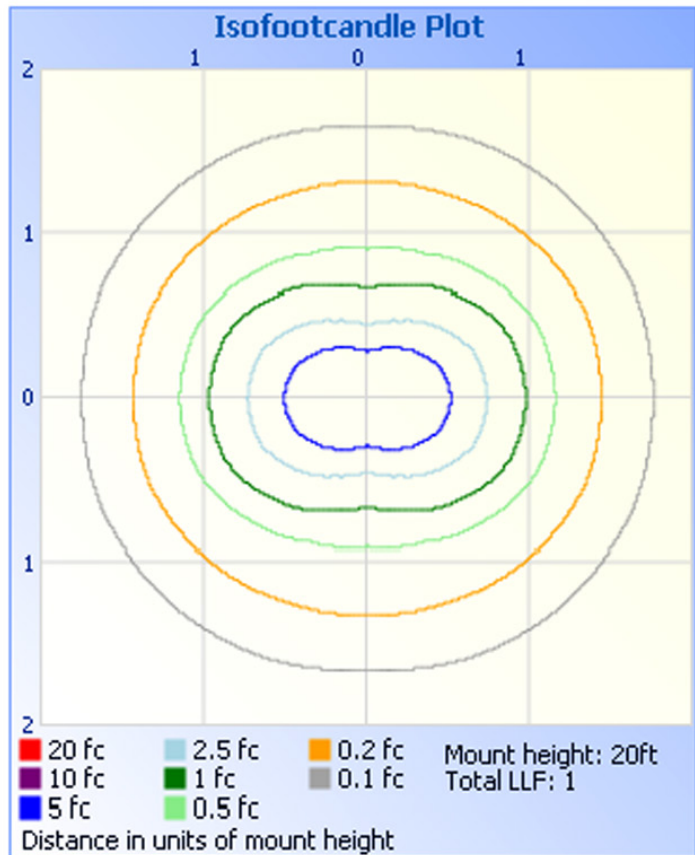
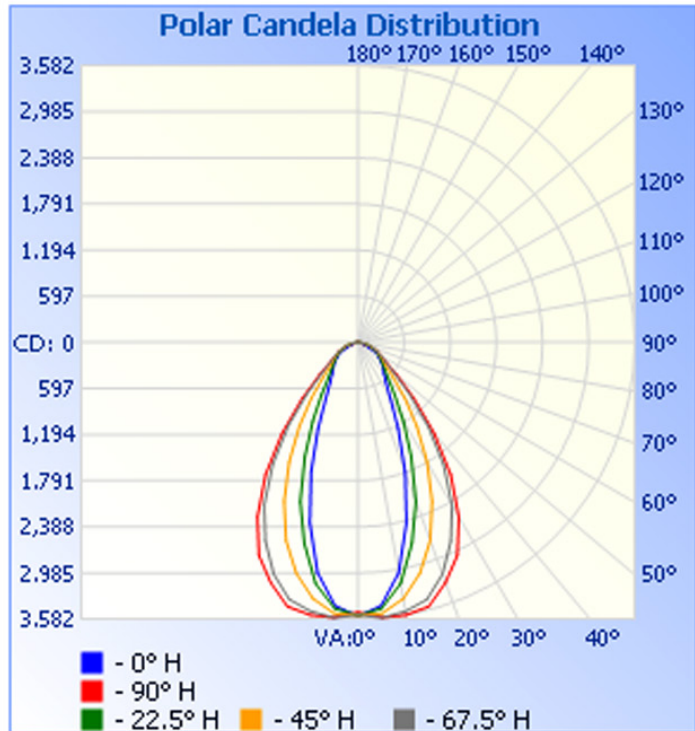
Luminous Opening: Point

Test: 12-10-10

Zonal Lumen Summary

Zone	Lumens	% Lamp	% Luminaire
0-30	2,187.7	50.3%	50.3%
0-40	3,037.7	69.8%	69.8%
0-60	3,947.0	90.7%	90.7%
60-90	403.4	9.3%	9.3%
0-90	4,350.5	100%	100%
90-180	0	0%	0%
0-180	4,350.5	100%	100%

Total Efficiency: 100%



Illuminance at a Distance

Center Beam FC	Beam Width
3.3ft: 318.96 fc	2.7ft 5.1ft
6.7ft: 79.74 fc	5.4ft 10.3ft
10.0ft: 35.44 fc	8.1ft 15.4ft
13.3ft: 19.94 fc	10.8ft 20.6ft
16.7ft: 12.76 fc	13.5ft 25.7ft
20.0ft: 8.86 fc	16.1ft 30.9ft

■ Vert. Spread: 44.0° ■ Horiz. Spread: 75.3°