

LED T10 Dimmable Tubular Bulb for Showcases & Artwork Lamps

LED25T10-xxW-120AMD




Uses Less than 4 Watts – Direct Drop-in Replacement for 25W Incandescent T10 Bulbs


Clear Lens – 120 Volt AC – E26 Screw Base – Right-Angle Illumination

FEATURES

- **Lamp Warranty:** 3 Years
- **Easy Installation:** Using Existing T10 Fixtures
- **Long LED Operating Life:** Up to 50,000+ Hours
- **Input Voltage:** 120 VAC
- **Rotational Beam:** 340° Swivel Adjustment
- **Dimmable** with External Dimmers
- **Solid-State:** High-Shock & High-Vibration Resistant
- **Even Lighting:** High Intensity / No Halation
- **Eco-Friendly:** RoHS Compliant



* Full Beam Width
@ 50% Intensity



DIMMABLE WITH EXTERNAL DIMMER

BENEFITS

- **Major Power Savings:** Up to 90% Compared to 25W Incandescent Tubes
- **Cool Operation:** Remains Cool to the Touch
- **No Harmful Emissions:** No Ultraviolet or Infrared Radiation, No RF Interference
- **Environment-Friendly:** No Mercury, No Lead



APPLICATIONS

- Desk Lamps – Fits *House of Troy* Desk Lamp Models: P16-308-51, P16-308-61
- Showcases & Picture Lights, Cabinet Lighting Fixtures
- Indoor Sculpture or Museum Illumination
- Tubular Bulbs for One-Sided Exit Signs
- Tubular Appliance Bulbs
- Security/Passageway lights



CUSTOM OPTIONS [For qualified applications & large-quantity OEM orders]

- Other Voltages
- IR/UV and Other Colors
- E27 European Screw Base
- Water-Resistant and Dimmable Designs

White LED technology is patent protected in the United States.
LEDtronics white LED products are covered under these patents.

SPECIFICATIONS

SPECIFICATIONS SUBJECT
TO CHANGE WITHOUT NOTICE

PART NO.	LED25T10-SIW-120AMD	LED25T10-TPW-120AMD
Viewing Angle*	34°	31°
Input Voltage	120VAC	120VAC
Energy Used	3.4 Watts	3.4 Watts
Input Current	35 mA	35mA
Efficacy	48.5 lm/W	59.7 lm/W
Power Factor	≥0.708	≥0.708
Emitted Color	Warm White	Pure White
Color Temperature	3000K	5000K
Color Rendering Index	80	80
Total Lumens	180 lm	221 lm
Maximum Candela	357 cd	497 cd
Dimensions	L5.82" x W1.31" (147.8mm x 33.3mm)	
Weight	2.6 oz / 0.1625 lb / 73.7 g	

LED25T10-SIW-120AMD


Luminaire Photometric Report

Filename: LED25T10-SIW-120AMD
Manufacturer: LEDTRONICS -
Luminaire: NO LENS, 120VAC, 3.7W
Luminaire Cat: LED25T10-SIW-120AMD
Lamp: LUMEN RATING: 179.6lms.
Lamp Output: 1 lamp(s), rated lamp lumens: 179.6
Max Candela: 357.0 at Horizontal: 0, Vertical: 0
Luminous Opening: Point
Test: 6-18-09

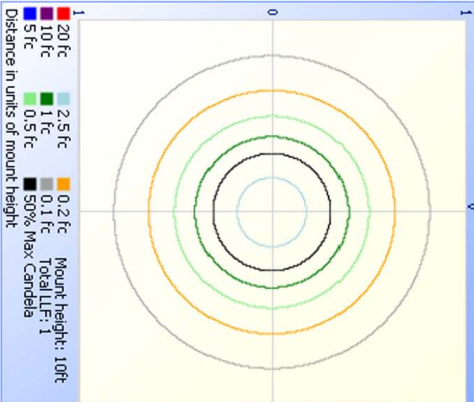
Flood Summary

Efficiency Lumens Horizontal Spread Vertical Spread
Field (10%): 71.9% 129.2 64.1 64.1
Beam (50%): 37.5% 67.4 34.1 34.1
Total: 100% 179.6

Illuminance at a Distance		Beam Width
Center Beam FC		
1.7ft	128.52 fc	1.0ft
3.3ft	32.13 fc	2.0ft
5.0ft	14.28 fc	3.1ft
6.7ft	8.03 fc	4.1ft
8.3ft	5.14 fc	5.1ft
10.0ft	3.57 fc	6.1ft



Isofootcandle Plot



LED25T10-TPW-120AMD

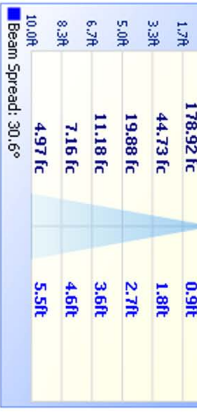
Luminaire Photometric Report

Filename: LED25T10-TPW-120AMD
Manufacturer: LEDTRONICS -
Luminaire: NO LENS, 120VAC, 3.7W
Luminaire Cat: LED25T10-TPW-120AMD
Lamp: LUMEN RATING: 220.8lms.
Lamp Output: 1 lamp(s), rated lamp lumens: 220.8
Max Candela: 497.0 at Horizontal: 0, Vertical: 0
Luminous Opening: Point
Test: 6-18-09

Flood Summary

Efficiency Lumens Horizontal Spread Vertical Spread
Field (10%): 66.9% 147.8 58.7 58.7
Beam (50%): 34.7% 76.6 30.6 30.6
Total: 100% 220.8

Illuminance at a Distance		Beam Width
Center Beam FC		
1.7ft	178.92 fc	0.9ft
3.3ft	44.73 fc	1.8ft
5.0ft	19.88 fc	2.7ft
6.7ft	11.18 fc	3.6ft
8.3ft	7.16 fc	4.6ft
10.0ft	4.97 fc	5.5ft



Isofootcandle Plot

