



A19-Style 3D PedLED® Solid-State Light Bulbs

TRF-A19-xxx-02



Beacon-Bright / Signal-Bright Intensity — E26 Edison 26mm Screw-in Base — Waterclear

Direct Incandescent Replacement — Up to 90% Energy Savings

FEATURES

- **Warranty:** 3 Years
- **Easy Installation:** Using Existing Socket, Lens, Reflector
- **LED Operating Life:** Up to 100,000+ Hours (10+ Years); White LEDs 50,000+ Hours (5.7+ Years)
- **Solid-State:** High-Shock and High-Vibration Resistant;
- **Electrical On/Off Shock Resistance**
- **Ambient Operating Temperature Range:** ~-22°F to ~+122°F [~-30°C to ~+50°C]
- **Safety Assurance:** SIW, SIW-02W and TPW Versions Are ROHS Compliant



APPLICATIONS

- Toll Booths
- Receiving Docks
- Beacon Lighting

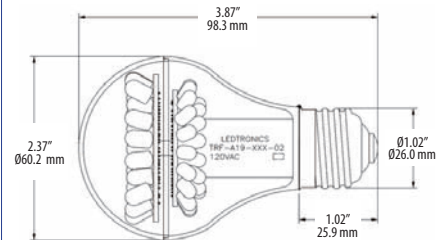


[Left] Red boundary beacons for Torrance Airport in California, mounted atop perimeter luminaire poles; [Below] Blue accent lighting atop poles on Chicago's State Street



BENEFITS

- Reduced Power Consumption
- Reduced Maintenance
- Reduced Warehouse Stock
- No Retrofitting Kits Required
- **No Throwaway Parts:** Directly Replaces Type-2 Screw-in Incandescent Bulbs



CUSTOM OPTIONS [For qualified applications & large-quantity OEM orders]

- Industry-Standard Bases
- Other Colors: Amber, Orange, Bi-Color
- **Special Voltages:** 12/14 Volt Versions Available for Alternate or Renewable-Energy Sources – Solar & Wind
- **Flashing/Strobe Circuit**
- Other LED Beam Angles for Different Effects

SPECIFICATIONS

* ROHS Compliant

SPECIFICATIONS SUBJECT TO CHANGE WITHOUT NOTICE

| Part Number | Input Voltage | Input Current | Energy Used | Total Lumens | Light Output | Color Temp. | λp | LED Emitting Color | Full Viewing Angle |
|------------------|---------------|---------------|-------------|--------------|--------------|-------------|-------|--------------------|--------------------|
| TRF-A19-SIW-02* | 120VAC (typ) | 24mA | 1.5W | 164 lm | 9.0 cd/LED | 3000K | N/A | Warm White | 45°-50° |
| TRF-A19-SIW-02W* | 120VAC (typ) | 24mA | 1.5W | 162 lm | 9.0 cd/LED | 3000K | N/A | Warm White | 130°-135° |
| TRF-A19-TPW-02* | 120VAC (typ) | 24mA | 1.5W | 189 lm | 10.3 cd/LED | 5000K | N/A | True White | 45°-50° |
| TRF-A19-0ER-02 | 120VAC (typ) | 24mA | 1.9W | 114 lm | 4.0 cd/LED | N/A | 633nm | Super Red | 25° / LED |
| TRF-A19-0UY-02 | 120VAC (typ) | 24mA | 1.9W | 101 lm | 4.0 cd/LED | N/A | 593nm | Yellow | 22° / LED |
| TRF-A19-0AG-02 | 120VAC (typ) | 24mA | 1.8W | 178 lm | 5.7 cd/LED | N/A | 525nm | Aqua Green | 30° / LED |
| TRF-A19-0PB-02 | 120VAC (typ) | 24mA | 1.8W | 55 lm | 1.8 cd/LED | N/A | 463nm | Blue | 30° / LED |

LEDTRONICS, INC.®
THE FUTURE OF LIGHT

© 2010 LEDtronics, Inc.



23105 Kashiwa Court, Torrance, CA 90505
Phone: (800) 579.4875 / (310) 534.1505
Fax: (310) 534.1424
E-mail: webmaster@ledtronics.com
Website: http://www.ledtronics.com

www.LEDtronics.com

LOG # 224 / Rev 06 - 2010

Check LEDTRONICS.COM for latest data. Printed material may be outdated.

TRF-A19-SIW-02

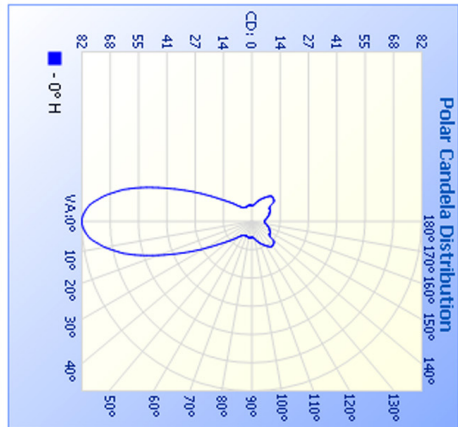
Luminaire Photometric Report

Filename: TRF-A19-SIW-02
 Manufacturer: LEDTRONICS -
 Luminaire: CLEAR LENS,120VAC,1.5W
 Luminaire Cat: TRF-A19-SIW-02
 Lamp: . LUMEN RATINGS: 163.9Lms.
 Lamp Output: 1 lamp(s), rated lamp lumens: 163.9
 Max Candela: 82.1 at Horizontal: 0, Vertical: 0
 Luminous Opening: Point
 Test: 3-26-10

Zonal Lumen Summary

| Zone | Lumens | % Lamp | % Luminaire |
|--------|--------|--------|-------------|
| 0-30 | 40.6 | 24.8% | 24.8% |
| 0-40 | 52.8 | 32.2% | 32.2% |
| 0-60 | 69.8 | 42.6% | 42.6% |
| 60-90 | 24.3 | 14.8% | 14.8% |
| 0-90 | 94.0 | 57.4% | 57.4% |
| 90-180 | 69.9 | 42.7% | 42.6% |
| 0-180 | 163.9 | 100% | 100% |

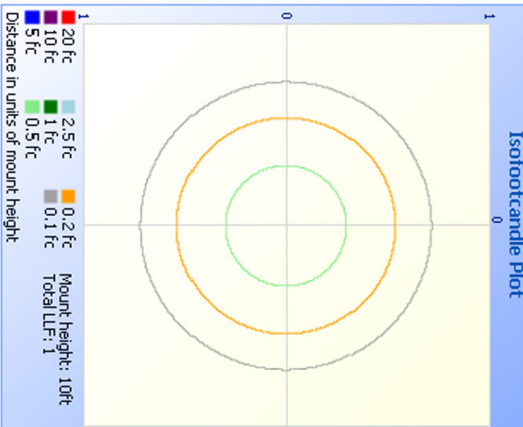
Total Efficiency: 100%



Illuminance at a Distance

| Center Beam FC | Beam Width |
|----------------|------------|
| 1.7ft | 1.4ft |
| 3.3ft | 2.8ft |
| 5.0ft | 4.2ft |
| 6.7ft | 5.6ft |
| 8.3ft | 7.0ft |
| 10.0ft | 8.3ft |

Beam Spread: 45.3°



TRF-A19-SIW-02W

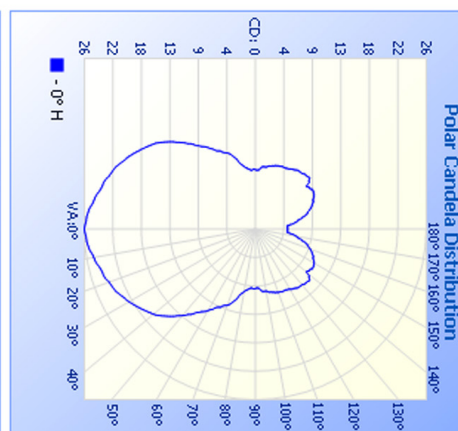
Luminaire Photometric Report

Filename: TRF-A19-SIW-02W
 Manufacturer: LEDTRONICS -
 Luminaire: CLEAR LENS,120VAC,1.5W
 Luminaire Cat: TRF-A19-SIW-02W
 Lamp: . LUMEN RATINGS: 161.5Lms.
 Lamp Output: 1 lamp(s), rated lamp lumens: 161.5
 Max Candela: 26.3 at Horizontal: 0, Vertical: 0
 Luminous Opening: Point
 Test: 3-26-10

Zonal Lumen Summary

| Zone | Lumens | % Lamp | % Luminaire |
|--------|--------|--------|-------------|
| 0-30 | 20.1 | 12.5% | 12.5% |
| 0-40 | 33.5 | 20.8% | 20.8% |
| 0-60 | 62.4 | 38.6% | 38.6% |
| 60-90 | 35.2 | 21.8% | 21.8% |
| 0-90 | 97.6 | 60.4% | 60.4% |
| 90-180 | 63.9 | 39.6% | 39.6% |
| 0-180 | 161.5 | 100% | 100% |

Total Efficiency: 100%



Illuminance at a Distance

| Center Beam FC | Beam Width |
|----------------|------------|
| 1.7ft | 7.4ft |
| 3.3ft | 14.8ft |
| 5.0ft | 22.2ft |
| 6.7ft | 29.5ft |
| 8.3ft | 36.9ft |
| 10.0ft | 44.3ft |

Beam Spread: 131.4°

